


Clarity GPC Extension

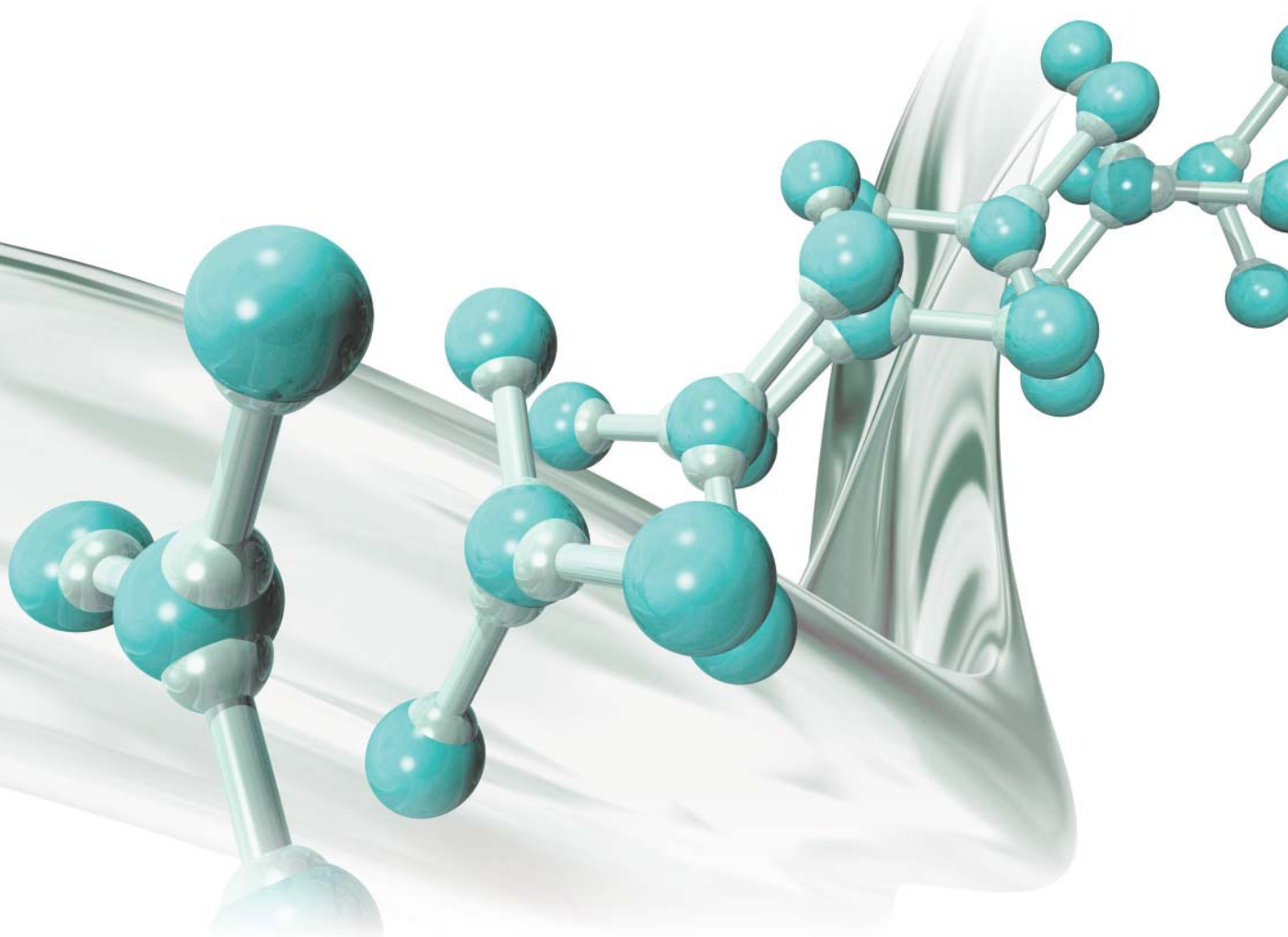


Software module for GPC/SEC (Gel Permeation/Size Exclusion Chromatography)

Gel Permeation Chromatography (GPC) / Size Exclusion Chromatography (SEC) is the technique used for obtaining a rapid and reliable characterization of polymer molecular weight and molecular weight distribution.

GPC Extension provides interactive and automated GPC analysis, including recalibration and GPC reporting, as well as simplifies the retrieval of GPC data. The GPC Extension allows flow rate and multi-detector delay corrections and includes Narrow, Broad and Broad on Narrow calibrations.

GPC Extension is an optional part of Clarity Software, it cannot be used as a standalone program.



CLARITY SOFTWARE

CONTROLS

 EXTENSIONS

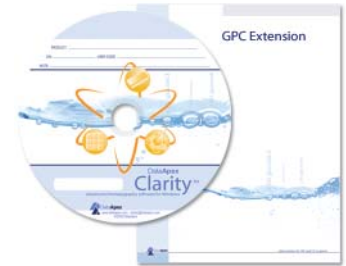
HARDWARE

Clarity GPC Extension

Software module for Gel Permeation / Size Exclusion Chromatography (GPC/SEC)

The GPC Extension (Part No: A28) is an optional, fully integrated part of Clarity software. It can be ordered as a part of new software or as an extension to existing software.

The Clarity Chromatography Software is designed to acquire and evaluate data from up to four multidetector chromatographs at a time (four independent baselines). The Clarity Chromatography Station can acquire data from any HPLC system with standard analog output. GPC mode is selectable for any Instrument within a station. GPC Extension is compatible also with Clarity Offline Software.



Specification

Data Acquisition: Simultaneous data acquisition from up to four chromatographs, detector delay correction for multi-detector measurement.

Data Processing: The same chromatograms can be evaluated in both standard and GPC modes, multiple peaks and multiple signals are processed in one chromatogram.

GPC Integration: Separate integration tables for GPC and standard evaluation are used. There are extensive possibilities for modifying chromatograms. The chromatogram integration can be changed by entering global parameters or interactively, through the direct graphical modification of the baseline.

GPC Calibrations: Narrow, Broad, Broad on Narrow standard calibration methods combined with Flow Rate correction and Universal calibration. Manual calibration or automated recalibration from sequence. Multiple Broad standards can be used.

GPC Calculations: Polynomial ($n=1-5$) curve fits (independent for signals), M_p , M_n , M_w , M_v , M_z , M_z+1 molecular weight averages and polydispersity.

Graphs: Molecular weight distribution graphs.

Overlay: Simultaneously displays a virtually unlimited number of chromatograms. Overlay of $dW/d \log M$ vs $\log M$ and cumulative height graphs.

Export: Slice Table results, graphs, result and summary tables.

User Calculations: User can define custom calculations in the Result and Summary tables. Using the integrated editor you can create your own columns from the original columns and individual mathematical functions.

GPC Results Table: Displays molecular weight averages together with peak details for active signal. Multiple peaks can be evaluated from one chromatogram.

GPC Summary Result Tables: Displays and prints selected results from all simultaneously displayed chromatograms.

Post Run: Automatically displays, prints, exports and starts other programs after the completion of a measurement.

Batch: Automatically batch processes, displays, exports or prints any number of chromatograms.

Reports: User selectable report sections and WYSIWYG formatting of Graphs and Tables.

